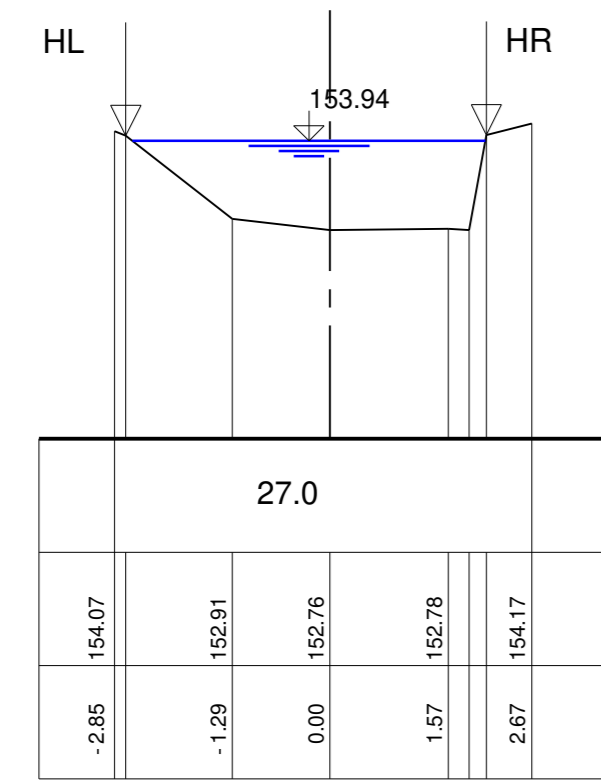


Qab=9m3/s 153.940 m+HN
Qab=10m3/s 153.998 m+HN
Qab=11m3/s 154.067 m+HN

Profil - km
+ 1 km + 107.43 m
Q= 10.040 m³/s
Im Holland 8

150.00 m+NHN

| kst-Wert | m ³ /s |
|---------------|-------------------|
| Profilhöhe | m+HN |
| Profilabstand | m |

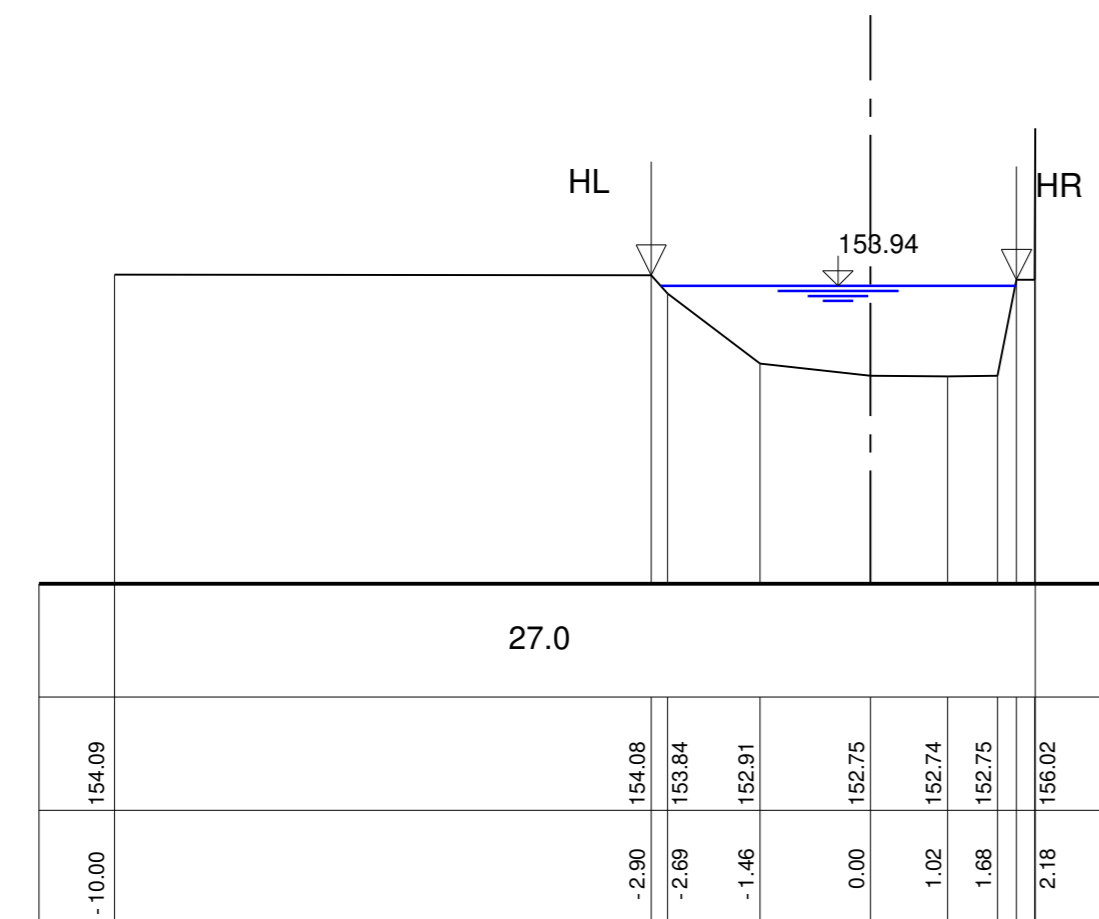


Qab=9m3/s 153.939 m+HN
Qab=10m3/s 153.997 m+HN
Qab=11m3/s 154.066 m+HN

Profil - km
+ 1 km + 106.50 m
Q= 10.040 m³/s

150.00 m+NHN

| kst-Wert | m ³ /s |
|---------------|-------------------|
| Profilhöhe | m+HN |
| Profilabstand | m |

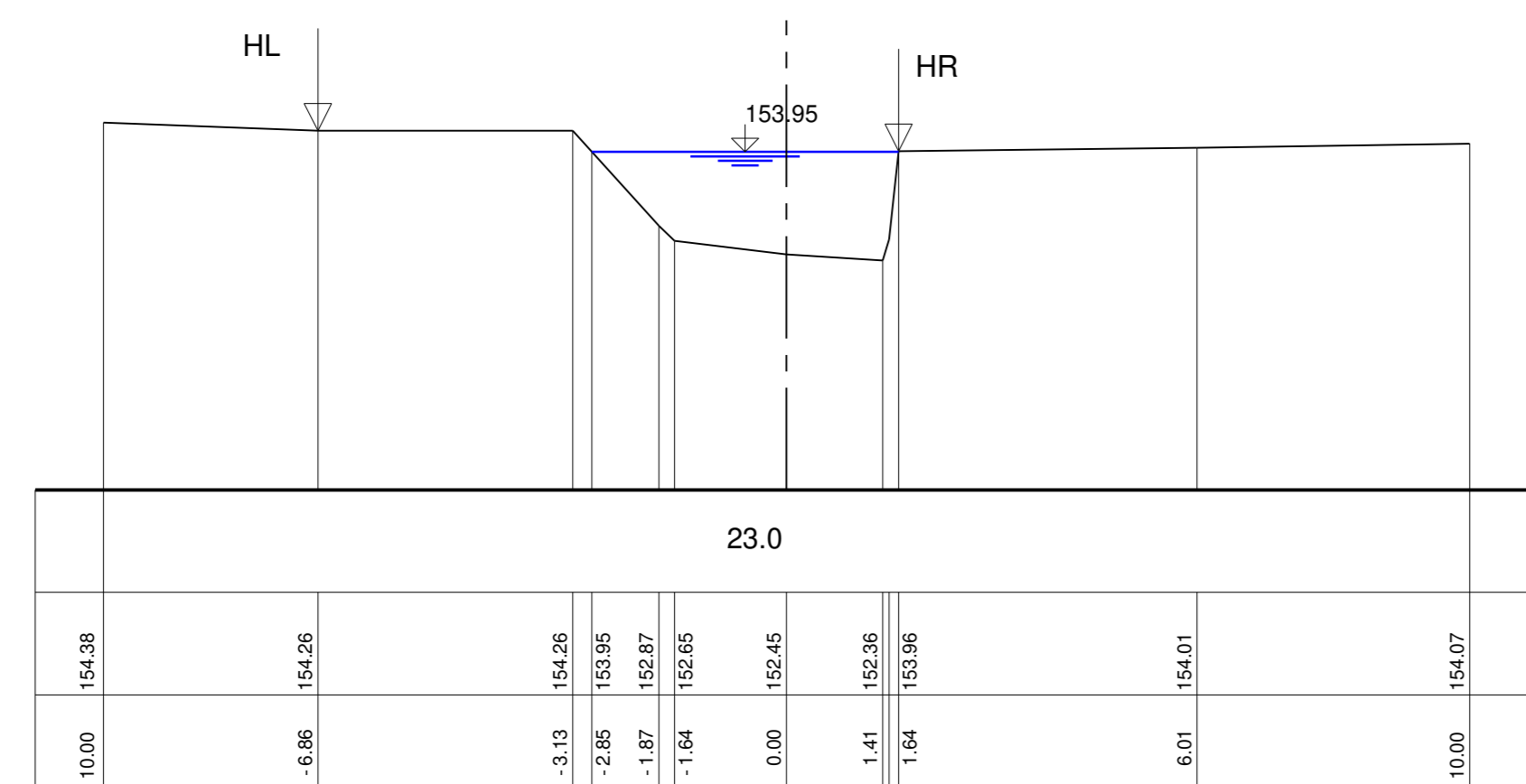


Qab=9m3/s 153.953 m+HN
Qab=10m3/s 154.011 m+HN
Qab=11m3/s 154.079 m+HN

Profil - km
+ 1 km + 100.00 m
Q= 10.170 m³/s

149.00 m+NHN

| kst-Wert | m ³ /s |
|---------------|-------------------|
| Profilhöhe | m+HN |
| Profilabstand | m |

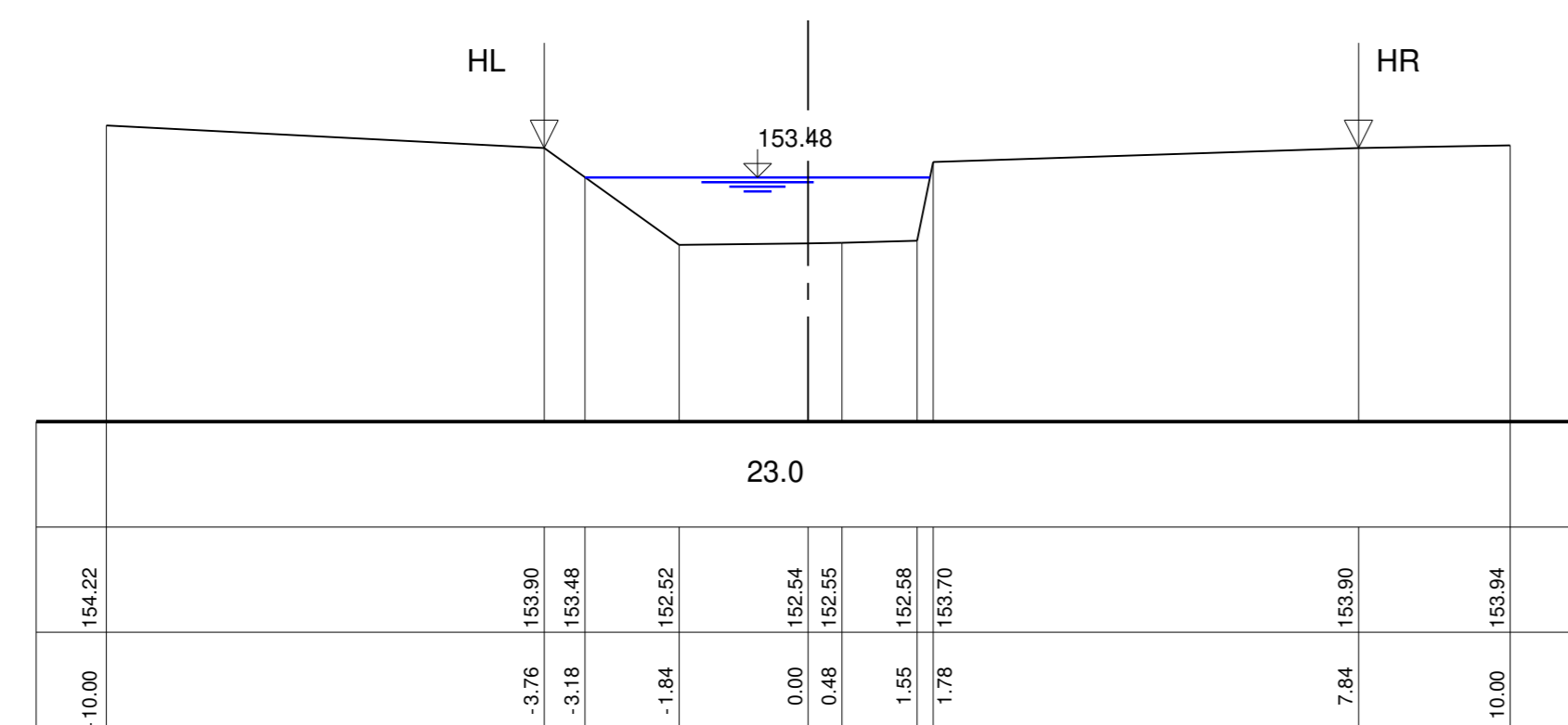


Qab=9m3/s 153.482 m+HN
Qab=10m3/s 153.545 m+HN
Qab=11m3/s 153.583 m+HN

Profil - km
+ 1 km + 80.00 m
Q= 10.170 m³/s

150.00 m+NHN

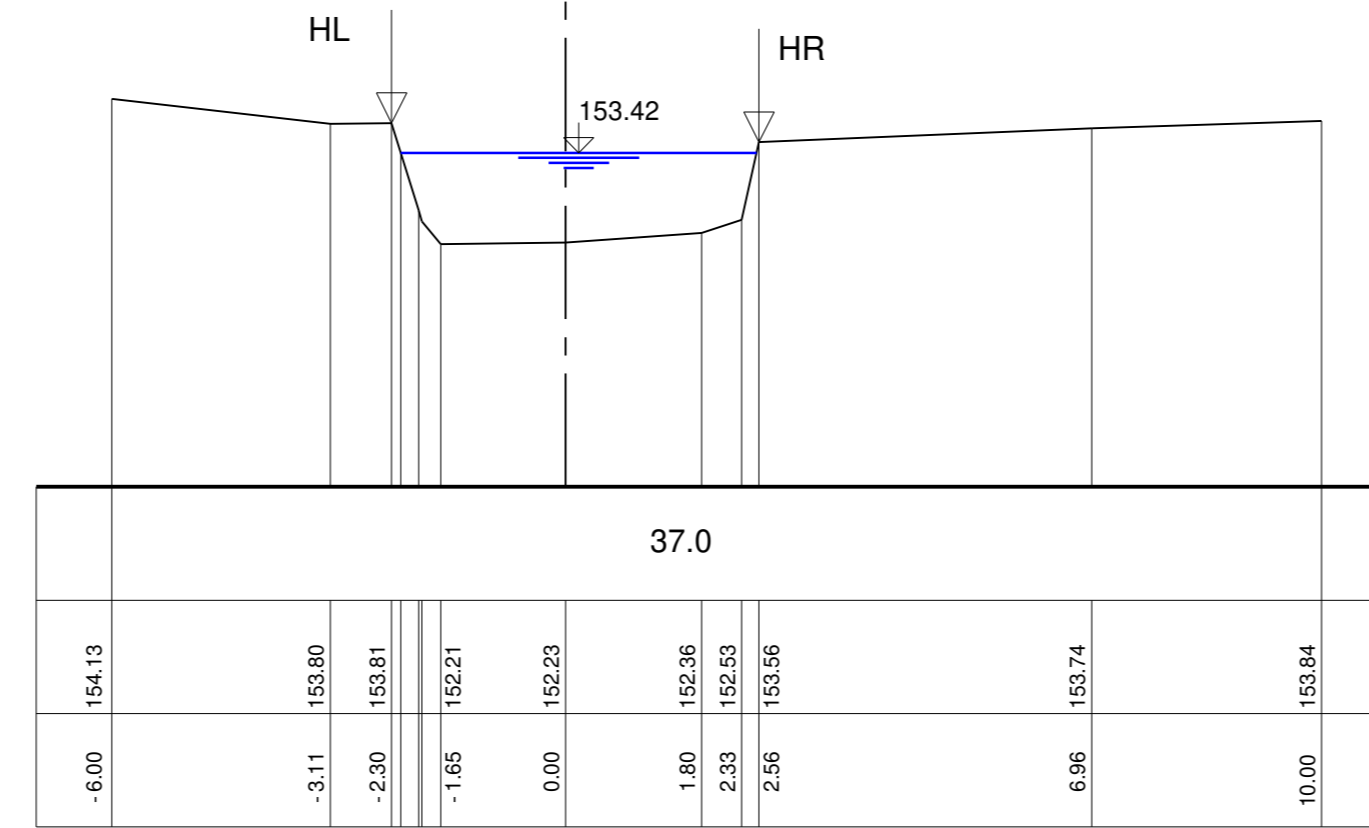
| kst-Wert | m ³ /s |
|---------------|-------------------|
| Profilhöhe | m+HN |
| Profilabstand | m |



Profil - km
+ 1 km + 60.00 m
Q= 10.170 m³/s

149.00 m+NHN

| kst-Wert | m ³ /s |
|---------------|-------------------|
| Profilhöhe | m+HN |
| Profilabstand | m |

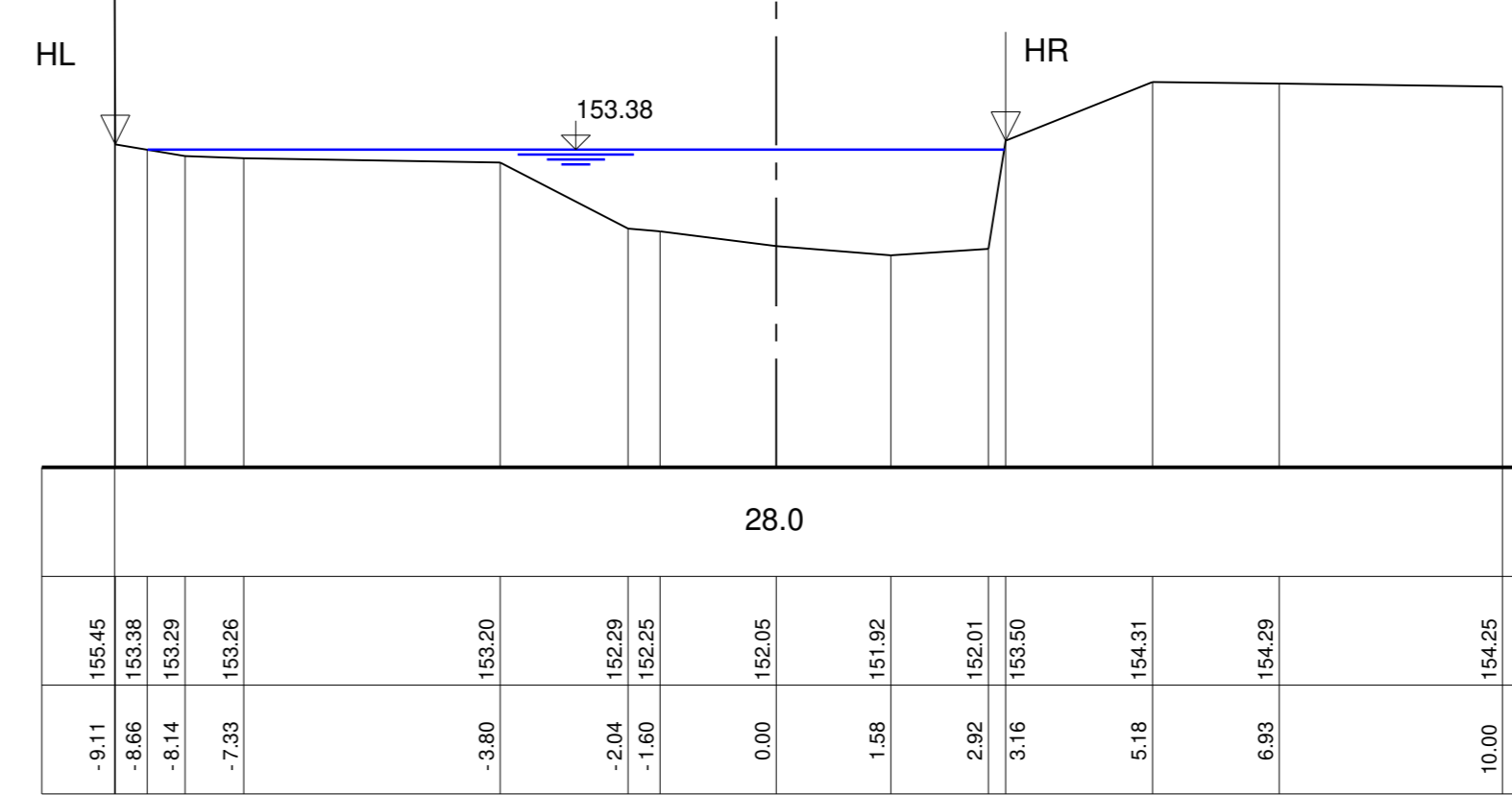


Qab=9m3/s 153.418 m+HN
Qab=10m3/s 153.481 m+HN
Qab=11m3/s 153.514 m+HN

Profil - km
+ 1 km + 20.00 m
Q= 10.190 m³/s

149.00 m+NHN

| kst-Wert | m ³ /s |
|---------------|-------------------|
| Profilhöhe | m+HN |
| Profilabstand | m |

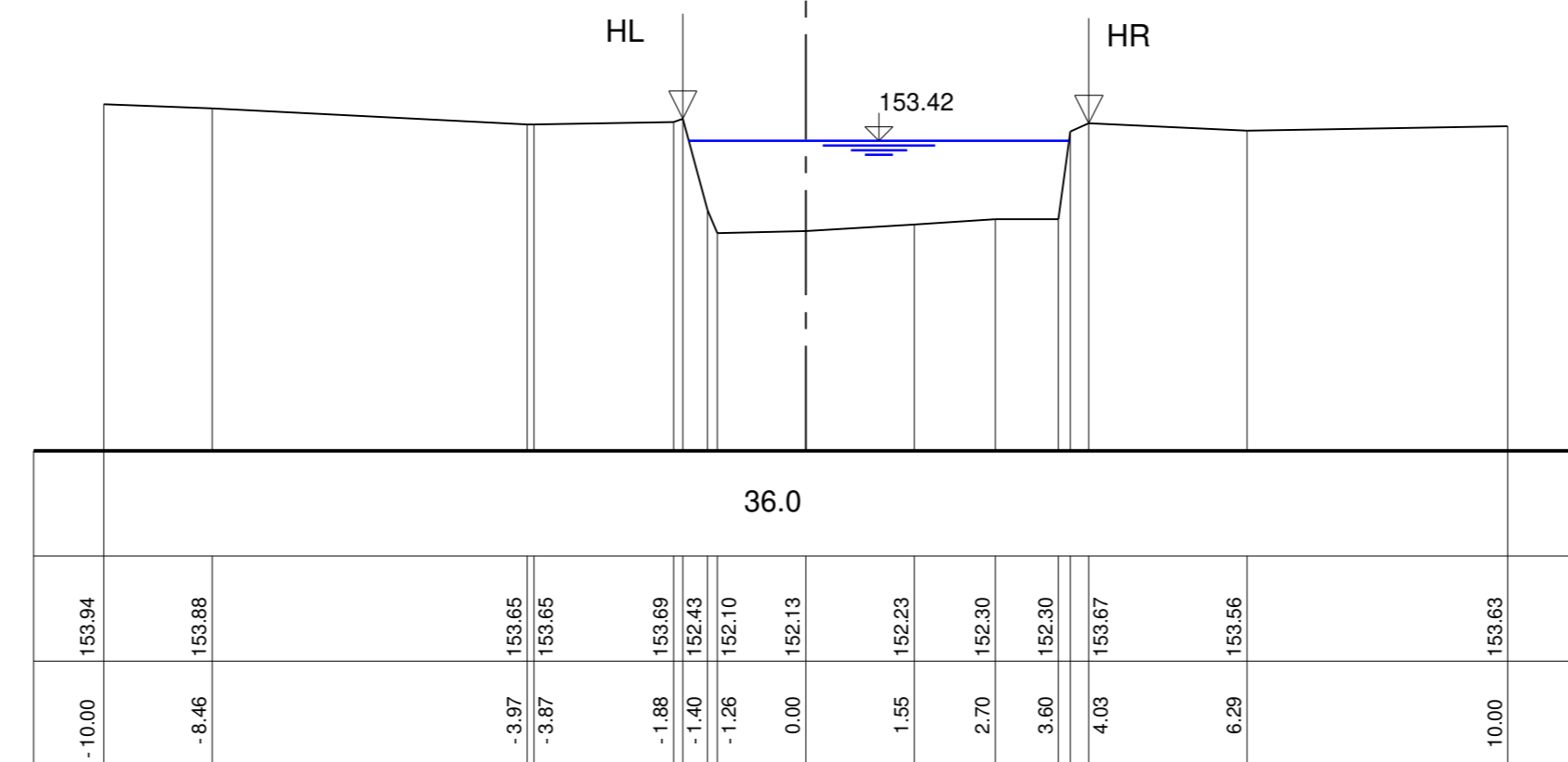


Qab=9m3/s 153.376 m+HN
Qab=10m3/s 153.445 m+HN
Qab=11m3/s 153.494 m+HN

Profil - km
+ 1 km + 40.00 m
Q= 10.170 m³/s

149.00 m+NHN

| kst-Wert | m ³ /s |
|---------------|-------------------|
| Profilhöhe | m+HN |
| Profilabstand | m |

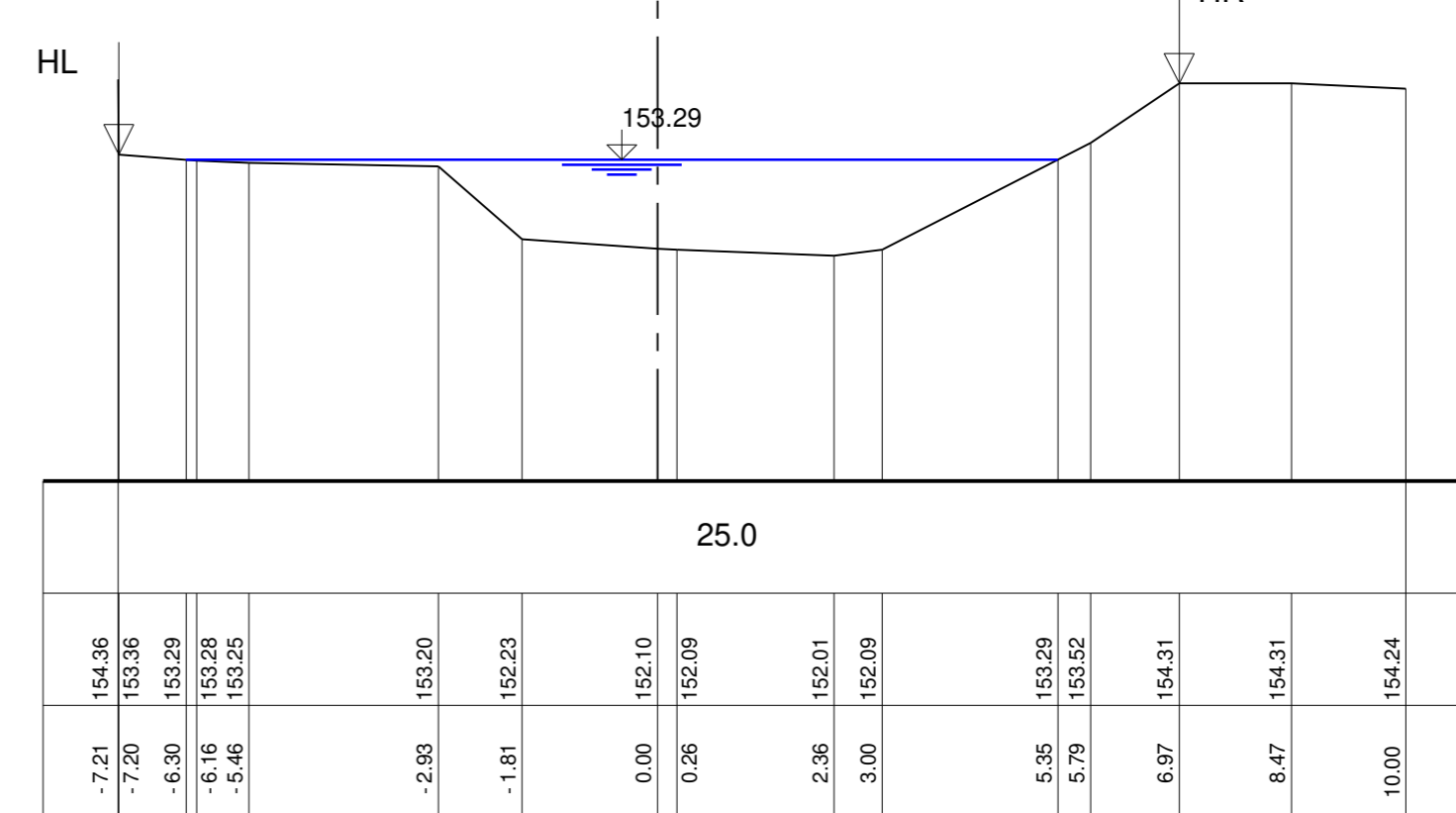


Qab=9m3/s 153.417 m+HN
Qab=10m3/s 153.481 m+HN
Qab=11m3/s 153.521 m+HN

Profil - km
+ 1 km + 0.00 m
Q= 10.190 m³/s

149.00 m+NHN

| kst-Wert | m ³ /s |
|---------------|-------------------|
| Profilhöhe | m+HN |
| Profilabstand | m |



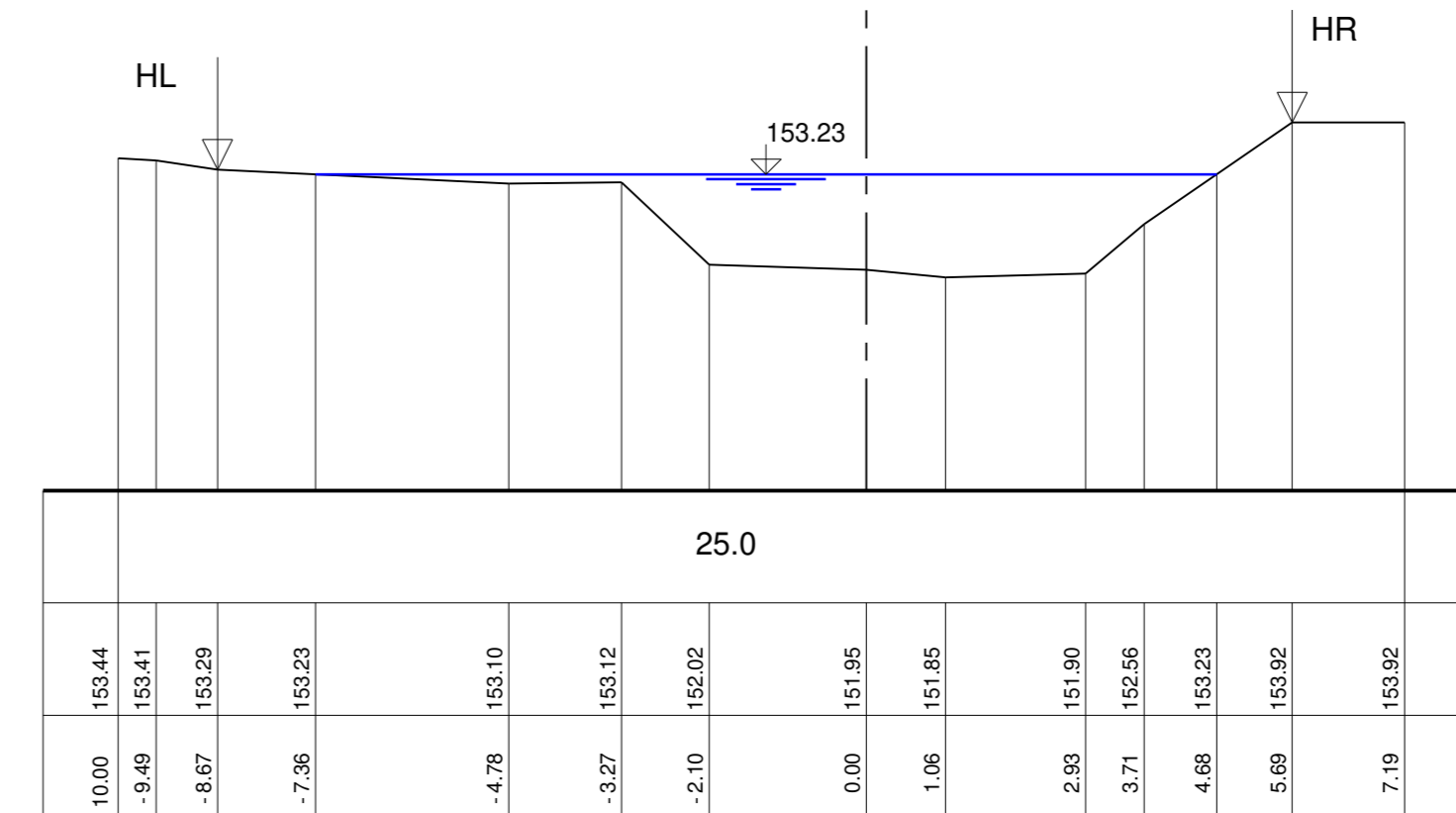
Qab=9m3/s 153.291 m+HN
Qab=10m3/s 153.365 m+HN
Qab=11m3/s 153.424 m+HN

Qab=9m3/s 153.336 m+HN
Qab=10m3/s 153.390 m+HN
Qab=11m3/s 153.415 m+HN

Profil - km
+ 0 km + 980.00 m
Q= 10.190 m³/s

149.00 m+NHN

| kst-Wert | m ³ /s |
|---------------|-------------------|
| Profilhöhe | m+HN |
| Profilabstand | m |

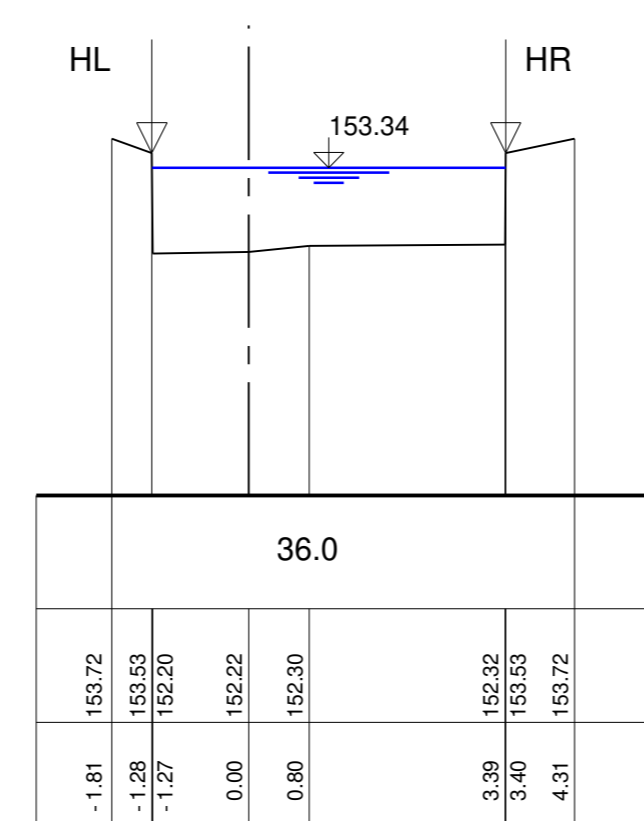


Qab=9m3/s 152.755 m+HN
Qab=10m3/s 152.800 m+HN
Qab=11m3/s 152.849 m+HN

Profil - km
+ 1 km + 37.60 m
Q= 10.170 m³/s
Im Holland

149.00 m+NHN

| kst-Wert | m ³ /s |
|---------------|-------------------|
| Profilhöhe | m+HN |
| Profilabstand | m |

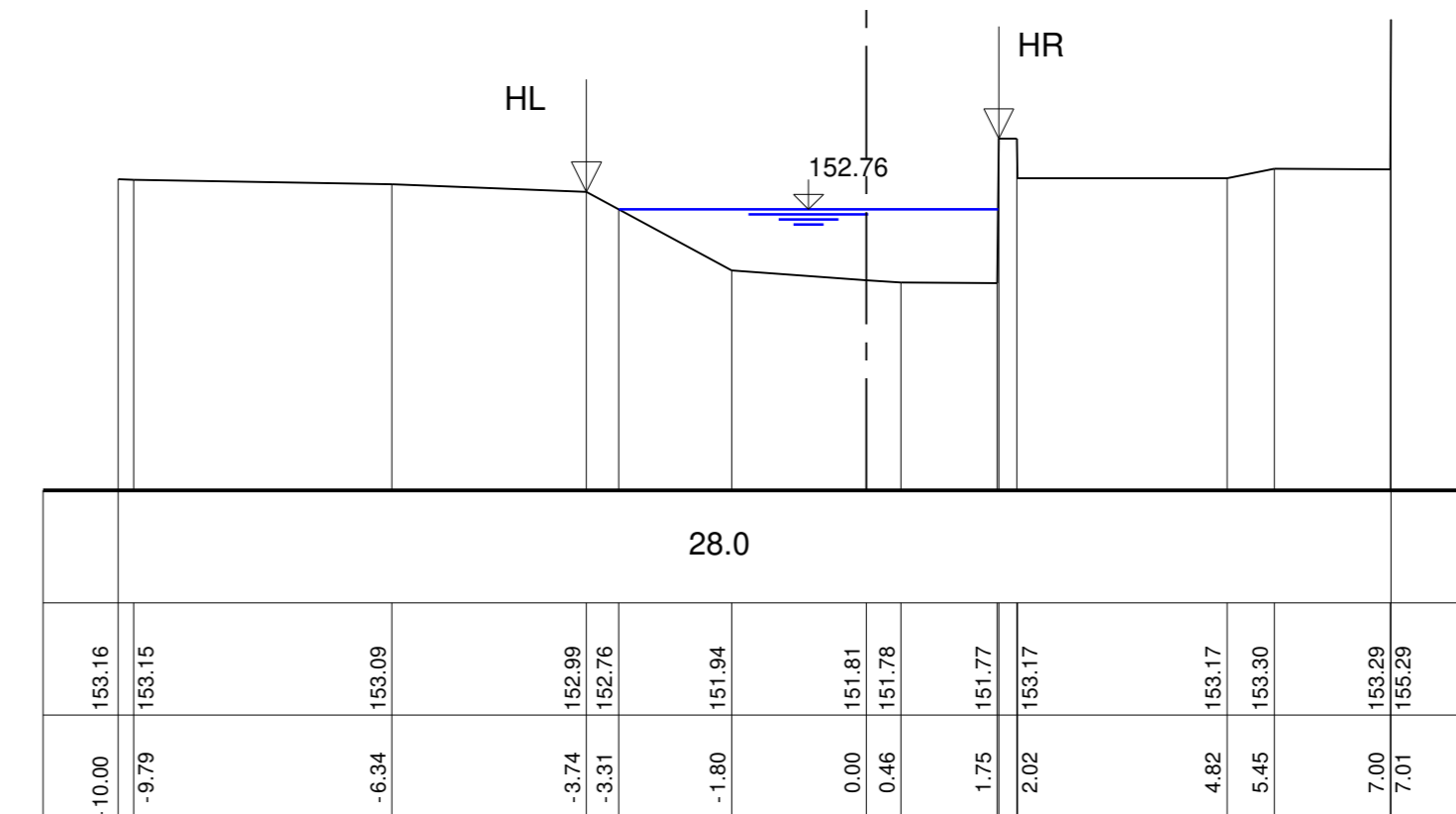


Qab=9m3/s 153.432 m+HN
Qab=10m3/s 153.497 m+HN
Qab=11m3/s 153.541 m+HN

Profil - km
+ 0 km + 960.00 m
Q= 10.190 m³/s

149.00 m+NHN

| kst-Wert | m ³ /s |
|---------------|-------------------|
| Profilhöhe | m+HN |
| Profilabstand | m |



Genehmigungsplanung

| Nr. | Art der Änderung | Datum | Zeichen |
|-----|------------------|-------|---------|
| | | | |

Metzing Ingenieurbüro Metzing GmbH · Wilhelmshöher Str. 33 · 38723 Seesen
Tel. 05381 / 9393 - 3 E-Mail: info@ingenieurbüro-metzing.de
Fax. 05381 / 9393 - 99 Net: www.ingenieurbüro-metzing.de

Bauherr: **Ausbauverband Nette**
Buchholzmarkt 1
51167 Bockenheim

Bauvorhaben: **Neubau eines Hochwasserrückhaltebeckens östlich von Bornhausen**

Bauteil: **Querprofile Schilau im Urzustand von Station 0 + 960,000 bis Station 1 + 107,430**

Der Antragsteller: **Bockenheim, den 01.03.2023**

Masstäbe: **1 : 100 / 100**

Blatt-Nr.: **04 012 - 09/7**

Blattgröße: **137 x 78**

Ausfertigung: **Anlage: 2.9.7**

Bearbeiter: **01.03.23 Metzing**

Gezeichnet: **01.03.23 Dietrich**

Geändert:

Aufgestellt: **Seesen, den 01.03.2023**