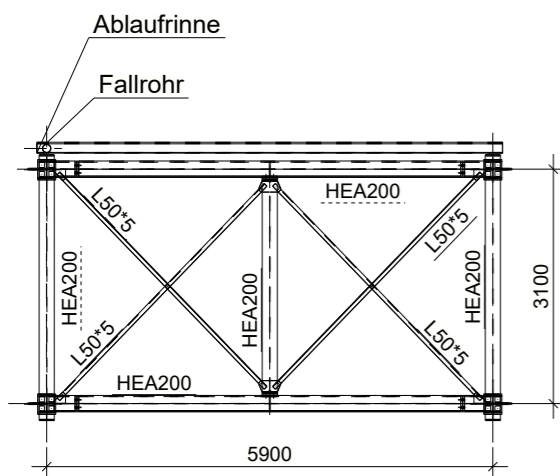
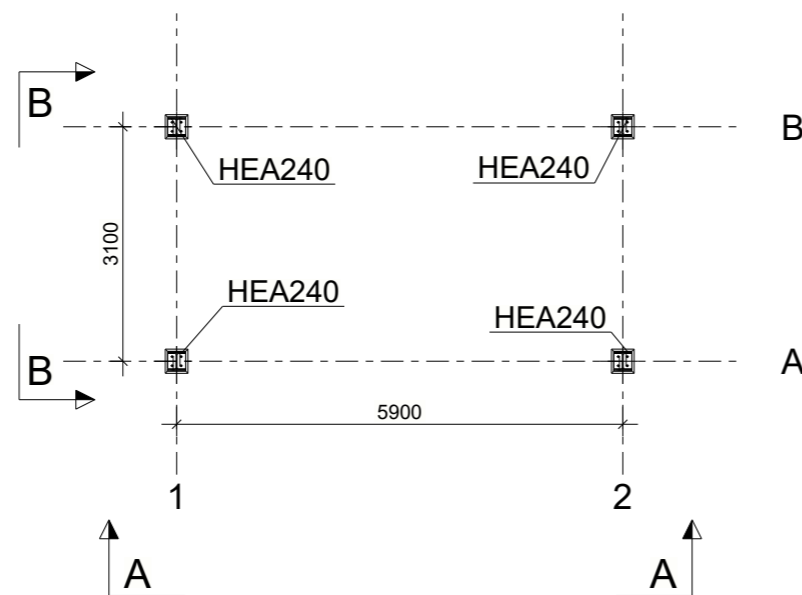


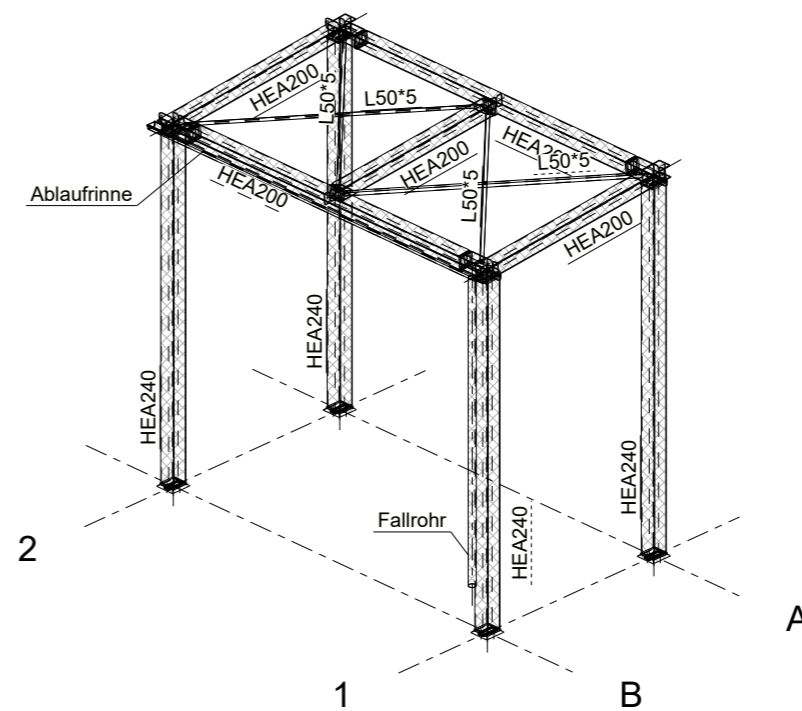
**DRAUFSICHT DACH NR.4 - STAHLBAU**  
1:100



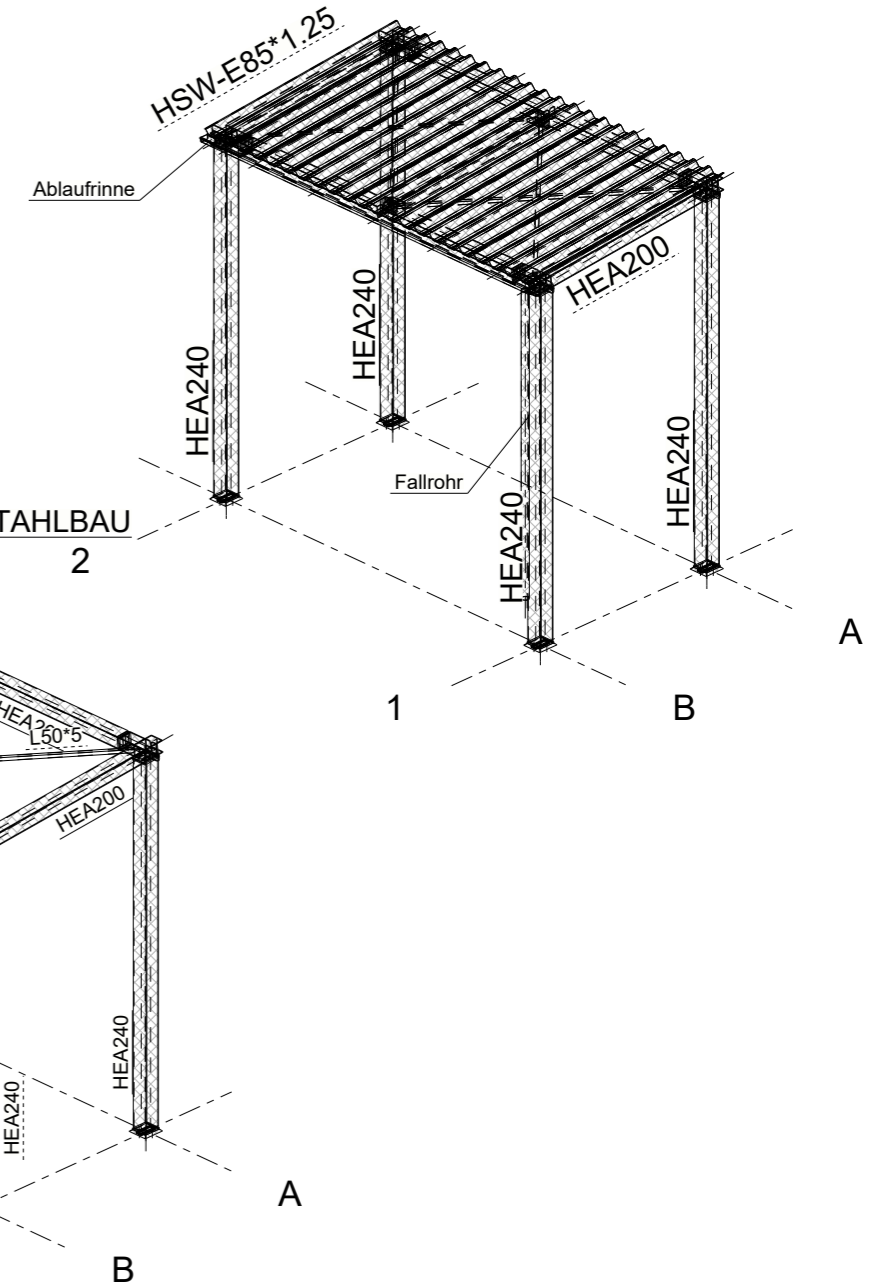
**DRAUFSICHT DACH NR.4 - Fussplatten**  
1:100



**3D - PERSPEKTIVE STAHLBAU**  
1:100



**3D - PERSPEKTIVE KOMPLETT**  
1:100



Essen, den .....		Essen, den .....																			
Bauherr: .....		Entwurfsverfasser: .....																			
Projekt - Nr. <b>DG-001115</b>		Standort / Projektname <b>BIOLNG-Anlage Röthenbach Gebäude 4 Solvent Addition and Removal Unit SRU3000</b>																			
Datum Name		Zeichnungsbenennung																			
Erst. 24/10/2023	Frisch	<b>Grundriss, Ansichten, Schnitt</b>																			
Gepr. 24/10/2023	Mohn																				
Freig. 24/10/2023	Kehlen																				
Schutz- vermerk ISO 16016 beachten	Blattgr.	Maßst. 1/	<table border="1"> <tr> <th>F-Tech</th> <th>Standortkurzname</th> <th>A-Art</th> <th>Anl-Nr</th> <th>A-Teil</th> <th>D-Art</th> <th>Lfd.-Nr</th> <th>Blatt</th> <th>Änd</th> </tr> <tr> <td>422</td> <td>REZH</td> <td>...</td> <td>...</td> <td>...</td> <td>...</td> <td>...</td> <td>...</td> <td>...</td> </tr> </table>	F-Tech	Standortkurzname	A-Art	Anl-Nr	A-Teil	D-Art	Lfd.-Nr	Blatt	Änd	422	REZH	...	...	...	...	...	...	...
	F-Tech	Standortkurzname		A-Art	Anl-Nr	A-Teil	D-Art	Lfd.-Nr	Blatt	Änd											
422	REZH	...	...	...	...	...	...	...													
	A3	1:100																			
Urspr.: .....		Ers.d.: .....																			

